


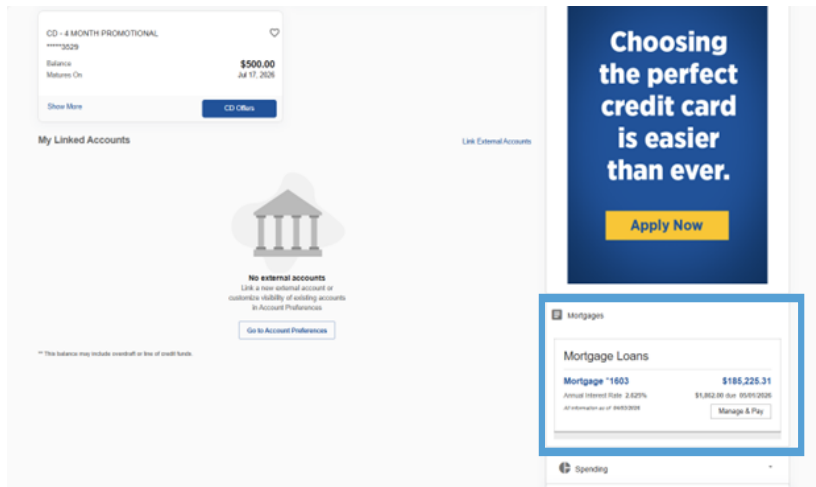
How to Access ONB Mortgage Manager Online

OLD
NATIONAL
BANK



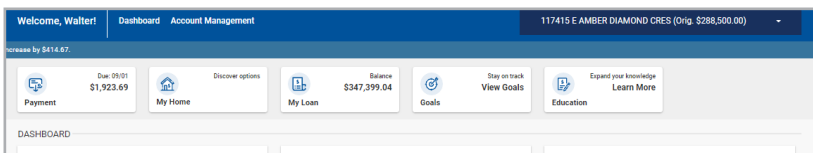
Step 1

- Visit www.oldnational.com.
- Enter your **User ID** and **Password** in the appropriate fields.
- Click **Login**.



Step 2

- Your summary of accounts will appear.
- Select your **mortgage loan**. Click on **mortgage number**, **mortgage amount** or **Manage & Pay**.



Step 3

- You will be redirected to your Old National Bank Mortgage Loan **Dashboard**.

How to Access ONB Mortgage Manager on ONB Mobile

OLD
NATIONAL
BANK

Step 1

- Click on your ONB Mobile app.

Step 2

- Enter **User ID** and **Password** or use Touch ID.
- Click **Login**.

Step 3: Apple and Android Devices

- Click **Pay & Transfer**

Step 4

- Select **Pay Mortgage**.

Step 5

- Select your mortgage loan. Click on **mortgage number**, **mortgage amount** or **Manage & Pay**.

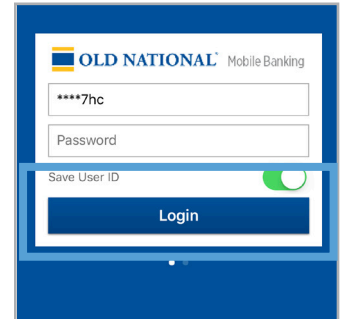
Step 6

- You will be redirected to your Old National Bank Mortgage Loan **Dashboard**.

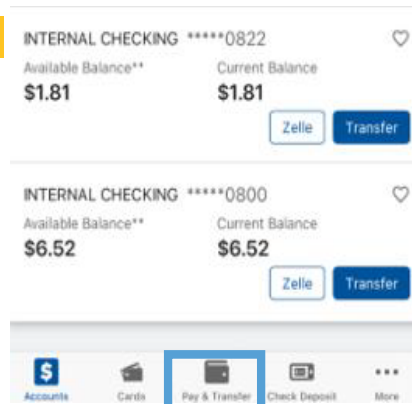
1



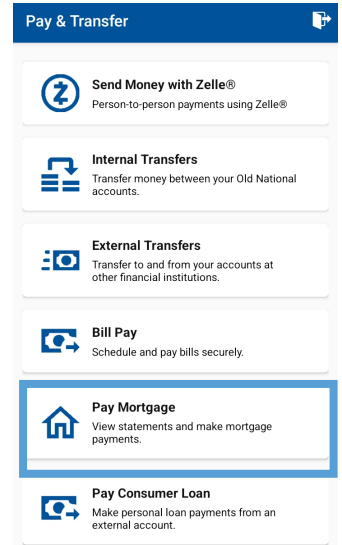
2



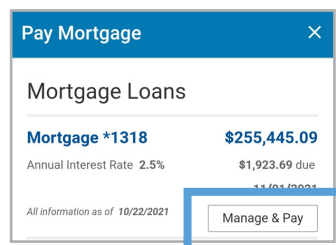
3



4



5



6

