


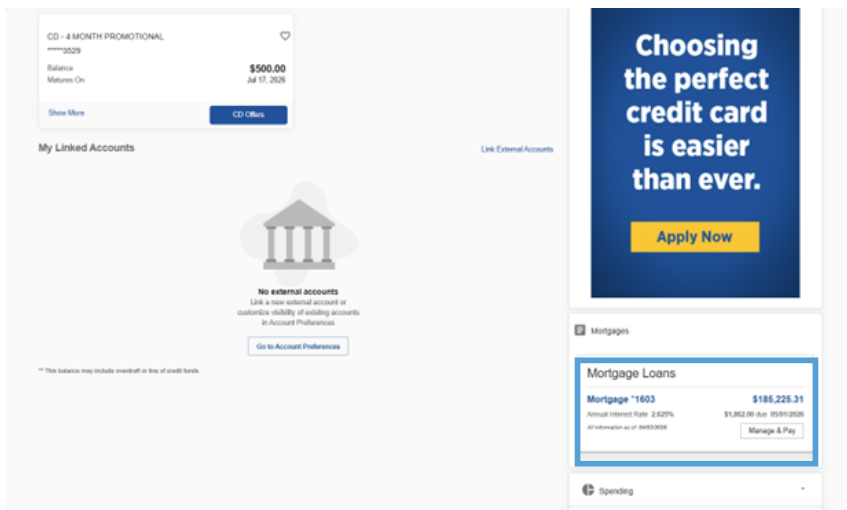
How to Make a Mortgage Payment

OLD
NATIONAL
BANK



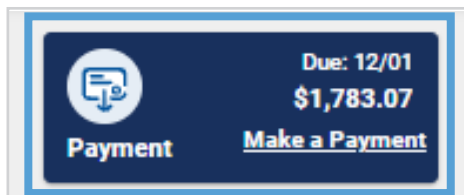
Step 1

- Visit www.oldnational.com.
- Enter your **User ID** and **Password** in the appropriate fields.
- Click **Login**.



Step 2

- Your summary of accounts will appear.
- Select your **mortgage loan**. Click on **Manage & Pay**.



Step 3

- Select **Make a Payment** from the **Dashboard**.

How to Make a Mortgage Payment

PAYMENT

Make a payment

\$1,783.07
is due on Dec 1, 2021 (26 days)

Monthly payment
 Other payment (Only Principal, Escrow, etc.)

Payment
\$ 1783.07

Number of Payments
1

Additional Principal
\$ 0

Additional Escrow
\$ 0

Payment Method
(1188)

Payment Date
11/18/2021

Autopay Off

Total Payment \$1,783.07

The amounts you entered will be cleared if you leave this screen before making a payment.

SUBMIT PAYMENT

Step 4

- The **Payment Details** screen will appear.
- Select **Monthly Payment**.
- Enter the desired number of monthly payments.
- Enter in your desired **Additional Principal** or **Additional Escrow** amount (this can be left at 0.00 if you do not wish to include an additional principal or escrow payment).
- Select your **Payment Method**.
- Enter in your desired **Payment Date**.
- Click **Submit Payment**.

Payment methods

ONB Che... (6754) [Edit](#) | [Favorite](#) | [Delete](#)

(1725) [Edit](#) | [Favorite](#) | [Delete](#)

Add payment method

Step 5

- If you would like to make a change to your method, click on **Payment Methods**.
- You can:
 - Add Bank Account
 - Edit Bank Account
 - Delete Bank Account
 - Set Bank Account as Favorite
- When finished, click **Add payment method**

How to Make a Mortgage Payment

OLD
NATIONAL
BANK

Confirm payment

Additional Principal
\$1.00

Payment Date
4/6/2026

Payment Method
ONB Checking (6754)

Autopay: Off On

Total Payment \$1.00

Dear [REDACTED]

The amounts you entered will be cleared if you leave this screen before making a payment on current date i.e 4/6/2026 .

I have read and agree to the [terms and conditions](#)

I authorize Old National Bank to debit my bank account for a one-time ACH payment for the amount and on the date identified above. I also authorize Old National Bank to debit or credit my account to correct any errors. If my payment is returned unpaid, I authorize Old National Bank to make a one-time electronic fund transfer from my account to collect a return fee.

I understand that this payment authorization is valid as of 4/6/2026. Due to the speed of electronic payment processing, I may not cancel the payment after authorizing this payment.

By clicking "Authorize Payment," I, [REDACTED] on 4/6/2026, authorize this payment, confirm that I am an owner or joint owner of the bank account identified and consent to sign this authorization electronically.

Step 6

- The **Confirmation** page will appear
- Review the payment information for accuracy.
- Please note that if you do leave this screen before confirming payment, the amounts you entered will be cleared.
- Click **Authorize Payment**.

Payment complete!

Confirmation Number: 1636123240022

Nice work! Your payment of \$1,783.07 scheduled for 11/18/21 has been submitted.

[Download PDF](#)

Step 7

- You will receive a payment confirmation number and can also download your payment receipt. Click on **Download PDF**.
- When you are finished click **Done**.