

How to Access ONB Mortgage Manager Online



Step 1

- Visit www.oldnational.com
- Select the *Login* drop down menu located in the right corner for Online Services



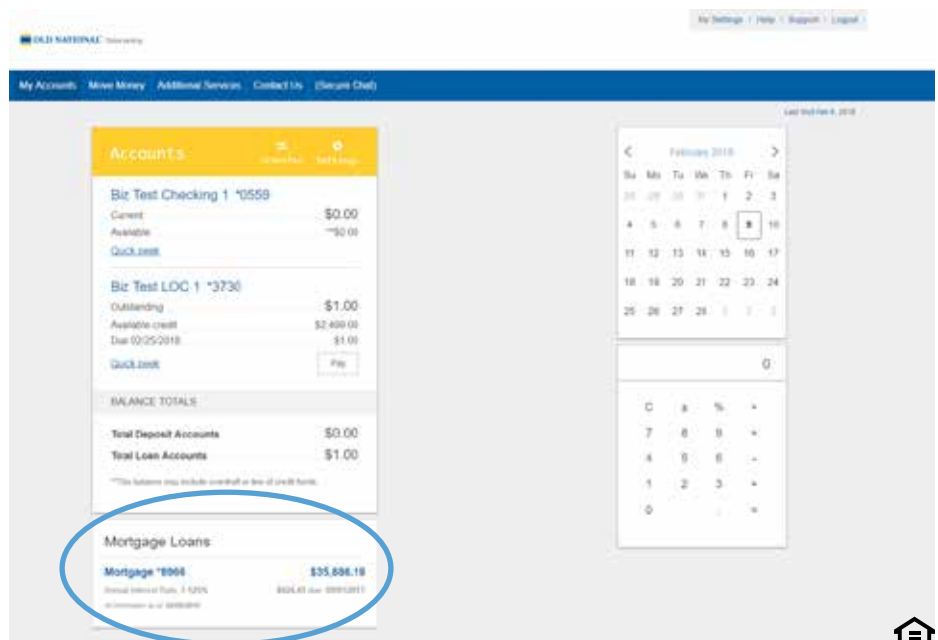
Step 2

- Enter your *User ID* and *Password* in the appropriate fields
- Click *Log In*



Step 3

- Your summary of accounts will appear
- Select your Mortgage Loan



How to Access ONB Mortgage Manager on ONB Mobile

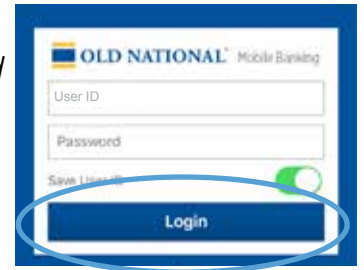
Step 1

- Click on your ONB Mobile app



Step 2

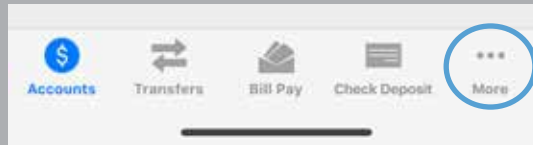
- Enter your *User ID* and *Password* in the appropriate fields
- Click *Login*



Step 3 - Apple® Device

- Click *More* ...

or




Step 3 - Android Device

- Click 



Step 4

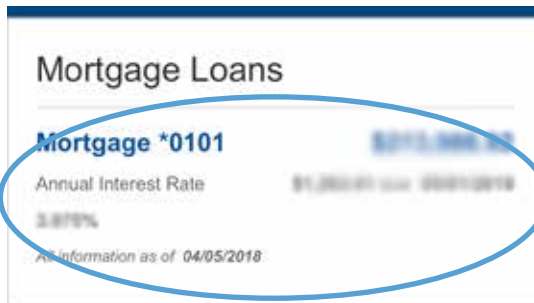
- Select *Mortgage Loans*

 Open an Account

 **Mortgage Loans**

Step 5

- Select your Mortgage Loan



Step 6

- You will be redirected to your Old National Bank Mortgage Loan detail page

Loan Details

General Loan Information

Payment Information

Tax and Interest