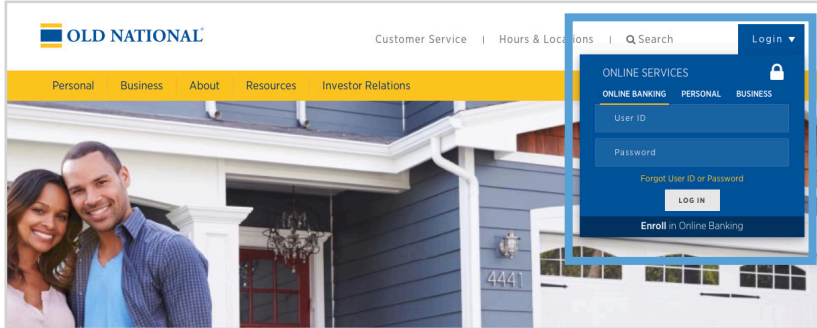


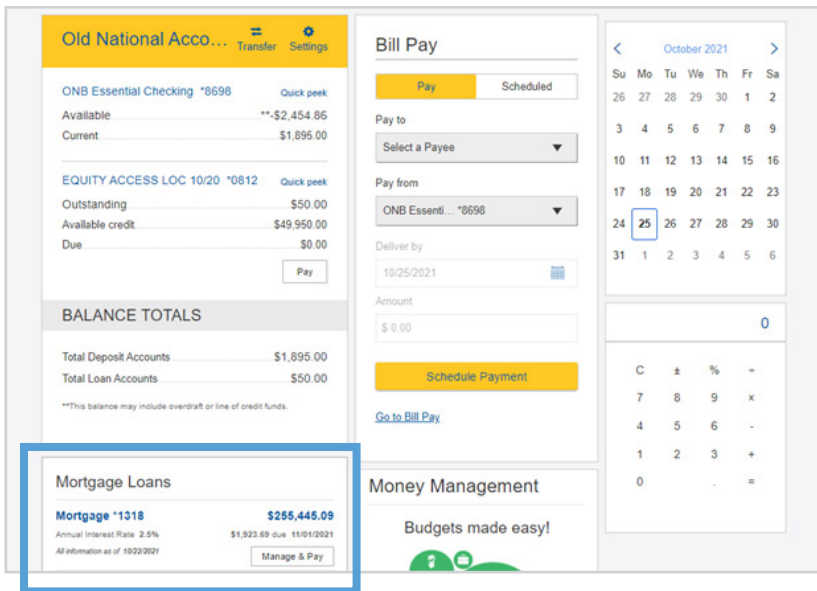
# How to Access Mortgage Statements Online

OLD  
NATIONAL  
BANK



## Step 1

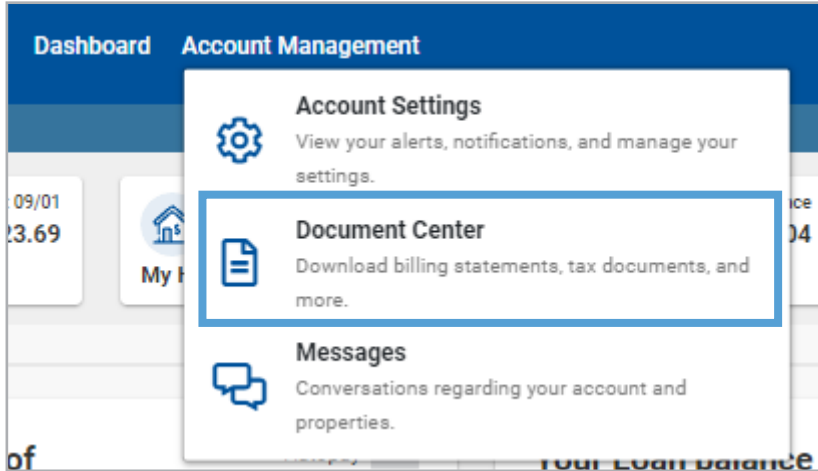
- Visit [www.oldnational.com](http://www.oldnational.com).
- Select the **Login** drop down menu located in the right corner for Online Services.
- Enter your **User ID** and **Password** in the appropriate fields.
- Click **Log In**.



## Step 2

- Your summary of accounts will appear.
- Select your **mortgage loan**. Click on **mortgage number**, **mortgage amount** or **Manage & Pay**.

# How to Access Mortgage Statements Online



## Step 3

- You will be redirected to your Old National Bank Mortgage Loan **Dashboard**.
- Select **Account Management**.
- Click on **Document Center**.

## Step 4

- From the **Document Center**, click on the carrot  beside the statement type to view.

